

Compliments of



using GAF's best
roofing materials

HOMEOWNER'S ULTIMATE **Shingle Guide**

Find the perfect shingle for your home

Table of Contents

Introduction..... 2

Victorian..... 3

Colonial 5

Tudor..... 7

Craftsman 9

Mediterranean/ Tuscan 11

French Country..... 13

Ranch..... 15

Mountain..... 17

Shingle Style 19

Modern/Contemporary..... 21

A Certified Contractor 24

About Us 25



Introduction

We are GAF Certified contractors and GAF Factory-Certified Master Elite contractors and have put this handbook together to provide you with unique insights that will help you pick out the best shingle type that complements the style of your home perfectly.

We have also found that by following this style guide, you are very likely to increase the resale value of your home. Among the 10 different types of homes listed, choose the one that most closely resembles your home and choose the shingle you like best from our recommendations.

If you have any questions about the contents of this handbook, please feel free to give us a call at 505-884-8495.

We are always ready to assist you in making this important decision.

Victorian

Your Victorian home has:

- ✓ Decorative trim
- ✓ Bay Windows, turrets, towers
- ✓ An asymmetrical façade
- ✓ Steeply pitched roofs with irregular shapes
- ✓ Multiple paint colors
- ✓ A narrow and tall structure
- ✓ Large columned porches and verandas



For Victorian homes, we recommend these shingle designs:


Slateline®

The Slateline® shingle offers the look of slate at a fraction of the cost.



Sienna®

These shingles have a classic look of old world elegance at an incredibly affordable price.



Suggested Color Palette:  (Reds, greens, blended grays or other bolder colors)

Colonial

Your Colonial home has:

- ✓ A rectangular shape
- ✓ Two-stories
- ✓ Multi-paned windows with shutters
- ✓ Pitched roofs
- ✓ A symmetrical design



For Colonial homes, we recommend these shingle designs:

Camelot®

The Camelot® shingle offers uncompromising performance and timeless beauty at a fraction of the cost of expensive slate or wood shakes.



Camelot® II

Camelot® II Shingles offer the look of the original Camelot® Shingles, but at an incredibly affordable price!



Slateline®

The Slateline® shingle offers the look of slate at a fraction of the cost.



Suggested Color Palette:  (Grays, blacks and other dark colors)

Tudor

Your Tudor home has:

- ✓ Decorative half-timbering that mimics medieval European homes
- ✓ A steep roof
- ✓ An embellished entrance (generally arched)
- ✓ Tall and narrow windows and doors
- ✓ Large chimneys
- ✓ Components of stone or brick with stucco



For Tudor homes, we recommend these shingle designs:

Slateline®

This design will go with your steep roof.



Camelot® II

This classic style will go well with the brick and stone composition of your home.



Suggested Color Palette:  (Grays and browns)

Craftsman

Your Craftsman home has:

- ✓ A shallow pitched roof
- ✓ Asymmetrical window and door compositions
- ✓ A broad front porch
- ✓ Tapered columns



For Craftsman homes, we recommend these shingle designs:

Timberline®

The wood-shake look is a perfect complement to the nature of your home.



Grand Sequoia®

Extra-large design with over-sized tabs create a realistic wood-shake look—at a fraction of the cost!



Grand Canyon®

The ultimate choice for a rugged wood-shake look.



Suggested Color Palette:  (Earthy colors including grays, greens and different shades of brown)

Mediterranean/Tuscan

Your Mediterranean/Tuscan home has:

- ✓ Stucco siding
- ✓ Arches over windows and doors
- ✓ An open floor plan
- ✓ Lower pitched roofs



For Mediterranean/Tuscan homes, we recommend these shingle designs:

Monaco®

An industry first! Thanks to its advanced shingle design, these shingles create the look of genuine European clay tile with up to 70% savings.




Grand Sequoia®

This shingle's wood-shake look goes well with the elaborate appearance of your home.



Grand Canyon®

This premium style is perfect to add elegance to your home.



Suggested Color Palette:  (Earthy colors including grays, greens and different shades of brown)

French Country

Your French Country home has:

- ✓ A brick, stone or stucco exterior
- ✓ Hip roof
- ✓ An arched doorway or front window
- ✓ Roof-line details
- ✓ Decorative front windows
- ✓ Steeper-pitched roof



For French Country homes, we recommend these shingle designs:

Camelot®

Its refined look will make your home look clean and neat while keeping with the architectural style.



Camelot® II

Camelot® II Shingles offer the look of the original Camelot® Shingles, but at an incredibly affordable price!



Slateline®

The classic, simple look is a great complement to the elaborate design of your French Country-style home.



Woodland®

Woodland shingles offer you the beauty of a luxury designer shingle...but at an incredibly affordable price.



Suggested Color Palette:  (Different shades of browns and grays)

Ranch

Your Ranch home has:

- ✓ A simple exterior
- ✓ A long, low roof line
- ✓ A lower pitched roof
- ✓ A rectangular or L-shape
- ✓ A brick, wood or stucco exterior



For Ranch homes, we recommend these shingle designs:

Grand Sequoia®

This shingle will add more character to the simplistic look of your home.



Grand Canyon®

The ultimate choice for a rugged wood-shake look.



Timberline®

The wood shake is a perfect complement to your home.



Suggested Color Palette:  (Different tones of browns, blacks, and grays)

Mountain

Your Mountain home has:

- ✓ A medium pitched roof
- ✓ A rugged exterior
- ✓ Wood siding and or columns
- ✓ Wide decks
- ✓ Large fireplaces and chimneys
- ✓ An open layout



For Mountain homes, we recommend these shingle designs:

Grand Canyon®

The rugged look adds depth and compliments the Mountain style.



Grand Sequoia®

The western look of this shingle will add warmth to the exterior of your home.



Suggested Color Palette:  (Warm, earthy colors)

Shingle Style

Your Shingle Style home has:

- ✓ A distinct roof line
- ✓ Asymmetrical shape
- ✓ Lack of ornamental details
- ✓ An open floor plan
- ✓ A cottage atmosphere
- ✓ A front porch with columns
- ✓ A stone base
- ✓ Shingle siding



For Shingle Style homes, we recommend these shingle designs:

Camelot®

The classic look adds character and does not interfere with the clean design of your Shingle Style home.




Camelot® II

Camelot® II Shingles offer the look of the original Camelot® Shingles, but at an incredibly affordable price!



Woodland®

The stylish look of hand-cut European shingles—at an incredibly affordable price.



Suggested Color Palette: ■ ■

Modern/Contemporary

Your Modern/Contemporary home has:

- ✓ Low pitched or flat roof
- ✓ Clean roof lines
- ✓ An irregularly shaped frame
- ✓ Large windows
- ✓ Open, flexible spaces
- ✓ Simplistic form and design
- ✓ Stainless steel, marble and chrome components



For Modern/Contemporary homes, we recommend the following shingle design:

Slateline®

Bold shadow lines and tapered cut-outs create the look of slate at a fraction of the cost.



Suggested Color Palette: ■ ■ ■ ■ ■ (Darker greys and browns)

GAF Master Elite Contractors Are:



- ✓ Properly licensed
- ✓ Adequately insured
- ✓ Have a proven reputation
- ✓ Committed to Ongoing Professional Training

When choosing a **Master Elite** contractor, you will receive the highest quality roofing materials for your home and "Worry Free" and "Hassle-Free" Warranty options.

GAF Factory-Certified Contractor

You can't be too careful when choosing a roofing contractor. Only 10 out of every 100 are factory certified by GAF because they are:

- ✓ Local
- ✓ Adequately Insured
- ✓ Properly State Licensed
- ✓ With hundreds of satisfied local homeowners



They're committed to providing you with your best and safest choice in roofing!

**Applies in states where licensing is available.*

About Us



Established in 1946, Goodrich Roofing is a third-generation family business that proudly serves Albuquerque, Rio Rancho, Los Lunas, Los Alamos and surrounding New Mexico areas. We have the oldest construction license in the state of New Mexico (#3221). As the Duke City's leading roofing contractor, Goodrich Roofing has the experience and manpower to care for your roofing needs residential or commercial, big or small.

Goodrich Roofing is pleased to offer no-obligation consultations for residential and commercial roofing and gutter installation throughout the Albuquerque area. Estimates have always been free with New Mexico's #1 roofing contractor!

3401 Vassar Drive NE
Albuquerque, NM 87107
Phone: (505) 884-0662
Fax: (505) 883-8495
Office hours: Monday - Friday, 8:00am - 5:00pm